


Year in Review


A look back at Chicago's business trends in 2022

Table of Contents



- 03** Executive Summary
- 05** Businesses making pro-Chicago decisions
- 06** Chicago's employment trends
- 07** Chicago's GDP growth
- 08** Chicago's record setting year for investments
- 10** Trade through Chicago's O'Hare airport
- 13** Chicago's accolades in 2022

Executive Summary



DOING BUSINESS



180 pro-Chicago decisions

136 businesses expanded their presence in Chicago, and 44 companies entered the Chicago market for the first time. 28 of the 180 businesses expanded or entered the market on the South or West sides of the city.



84.6% business license renewal rate

6,100 new businesses received licenses from the city, an increase from the renewal rate in 2021 - 81.1%.

MACRO



\$833 billion GDP

Adjusting for inflation, Chicago's GDP grew 3.41% from 2021.



4.7 million employment

Chicago added over 26,000 jobs and unemployment fell by 42,000 in 2022.

INNOVATION



\$18.38 billion in growth capital invested


Chicago reached a new record for VC investment in 2022 - \$10.36 billion in venture investments.



47% increase in venture investments since 2021

Chicago continued to see growth in venture investments in 2022, which included the largest venture deal in the US.

Executive Summary



TRADE



\$330 billion in trade

Chicago's O'Hare airport remains the top port by value, representing 6.2% of all US trade.



#1 most connected airport globally

Serving 66 international destinations, O'Hare airport is once again named the top global megahub.

ACCOLADES



#1 Site Selection

For the 10th year in a row, Chicago is named the nation's leading destination for corporate relocations and expansions.



Best big city in the US

For the 6th year in a row, Chicago was voted the best big city in the US by the Condé Nast Traveler Readers' Choice Awards 2022.


WHAT TO WATCH IN 2023



Greater Chicagoland Economic Partnership

A first of its kind effort, the Greater Chicagoland Economic Partnership will focus on promoting the region's many assets, including extensive freight infrastructure, diverse talent, strong exporting industries, and world-class institutions of innovation, research, and culture to develop a competitive global identity.

Chicago continues to be the city of choice for businesses



180 companies made a pro-Chicago decision in 2022.

A pro-Chicago decision is defined as a business relocation, expansion or new market entrant within city limits. In 2021, World Business Chicago developed an original methodology to track these KPIs, including corporate offices and headquarters, growth-stage start-ups, and other companies in target industries, such as manufacturing and logistics.

Over 6,100 new business licenses issued in 2022.

In 2022, the city of Chicago issued over 6,100 new licenses to businesses opening in Chicago. The business license renewal rate also returned to pre-pandemic levels - 84.6% of businesses renewed a license in 2022. This rate is just slightly higher than the 2019 renewal rate of 83.5%.

Greater Chicagoland Economic Partnership takes collaborative approach to economic development to foster equitable growth across the region.

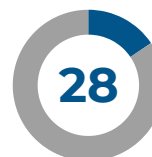
In January of 2023, the City of Chicago, WBC, and seven counties across northeastern Illinois formed the Greater Chicagoland Economic Partnership. The partnership will collaborate to drive equitable economic development across the region through coordinated international engagements, shared research resources, and unified asset mapping.



Businesses **opened new locations** in Chicago



Businesses **expanded** within Chicago




Businesses located or expanded on the **South or West sides** of Chicago

Economic impact of pro-Chicago decisions

	Jobs	Earnings
Initial	5,011	\$508M
Direct & Indirect	2,535	\$195M
Induced	6,839	\$451M
Total	14,385	\$1.15B

Sources: Chicago City Data Portal, WBC Research Center, Lightcast

The big picture - Chicago's macro stats



2022 employment gains approach pre-pandemic levels during Summer months, but taper off by year's end.

Chicago closed 2022 maintaining the third largest workforce in the nation, with 4,700,000 in total employment. In May and June of 2022, Chicago came the closest to returning to pre-pandemic levels of employment and unemployment.

Through 2022, Chicago added over 26,000 jobs and unemployment fell by 42,000 - a drop in unemployment of nearly 17%.

Chicago's gains in employment were driven by **nearly 50,000 jobs added to the hospitality industry, followed by administrative services, TDL, and professional and scientific services** - each with well over 10,000 jobs added. Notably, the manufacturing sector reversed a decades-long downward trend in employment and added over 12,000 jobs in 2022.

Over 1.7 million unique jobs were posted by employers in the Chicago region in 2022 - an average monthly posting of nearly 380,000 jobs. This put Chicago as the 4th largest job market in the US, behind New York City, Los Angeles, and Dallas, respectively.

4.7M

Employment in 2022

3rd

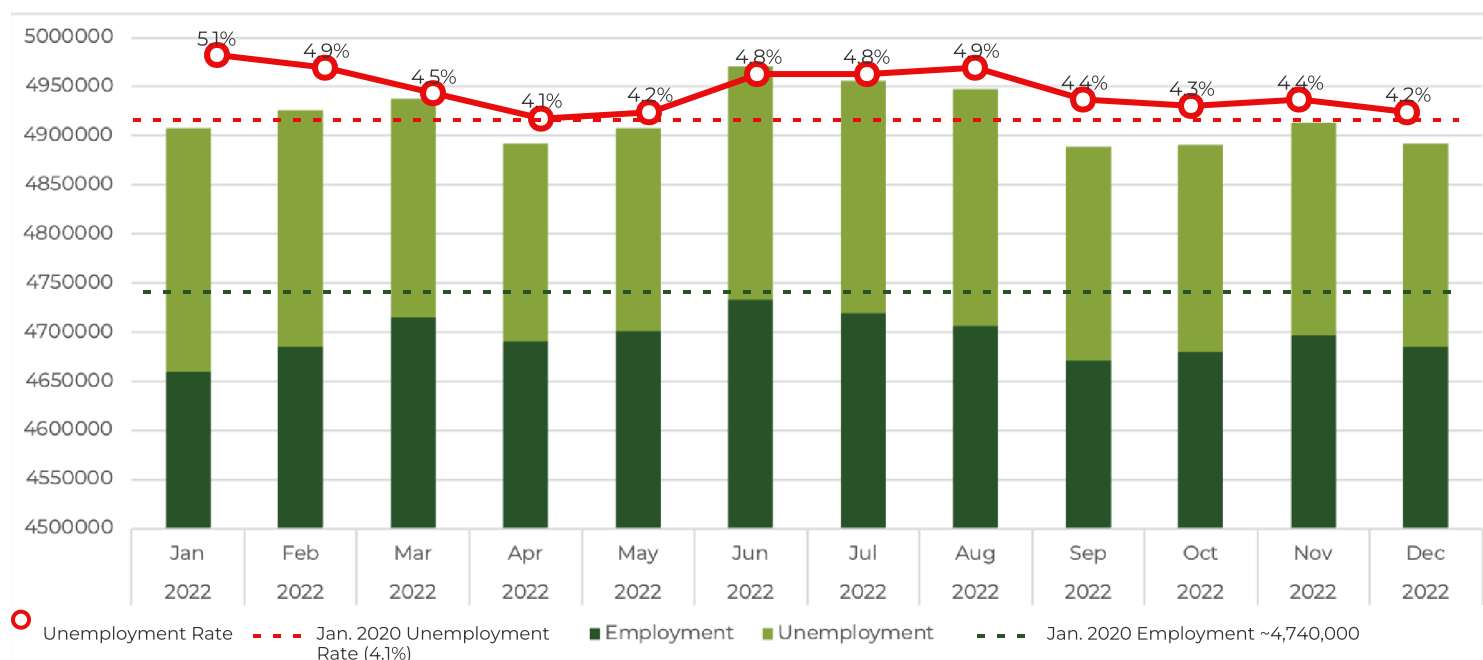
largest workforce in US

1,770,000

Unique Job Postings in 2022

380,000

Average Monthly Job Postings in 2022



Sources: Moody's Analytics, U.S. Bureau of Labor Statistics, Lightcast

The big picture - Chicago's macro stats



Chicago maintains its strong GDP growth in 2022, driven by manufacturing sector.

Chicago's 2022 nominal GDP reached an estimated \$822 billion. Adjusting for inflation, this represents a 3.41% growth from 2021 and a 3.58% growth from 2019.

Excluding government growth, 2022 increase in GDP was driven by manufacturing, real estate, and wholesale trade sectors, respectively. **Manufacturing in Chicago grew by over \$11 billion in 2022.**

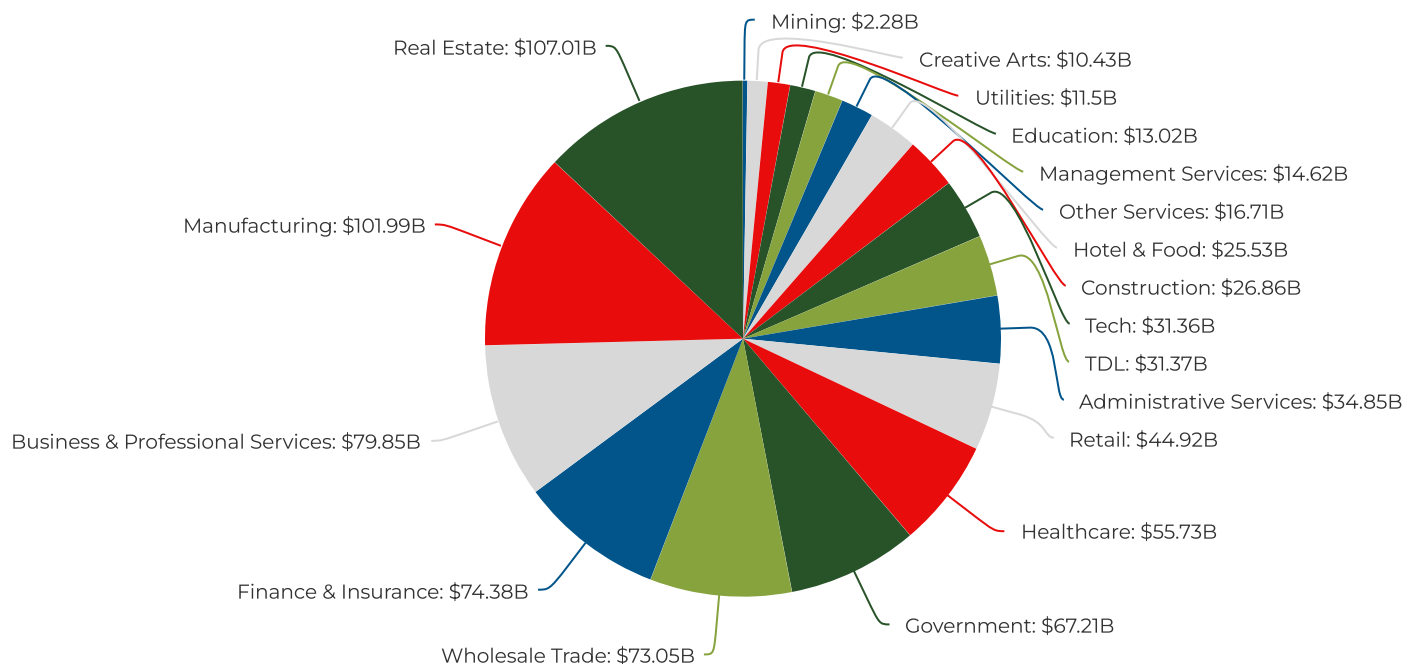
\$833 billion
in nominal GDP for 2022

3rd
largest economy in the US

+3.41%
compared to 2021 GDP, adjusted
for inflation


Chicago remains the most diverse economy within the US, with no one sector representing more than 14% of the economy

Chicago's Diverse Industries in 2022



Sources: Moody's Analytics

Chicago's Vertical Venture Momentum



Chicago experienced record growth capital investment for the second year in a row, defying broader negative trends.

In 2022 venture investments dropped across US cities. Conversely, **Chicago** experienced a record breaking year, reaching over \$10 billion in venture capital investment, and over \$8 billion in PE investment. Venture investments grew 47% from 2021 levels.

+500

Number of growth capital deals made through **+400** companies in 2022

860

Number of investors in 2022 deals, of which **16%** are located in the Chicagoland area

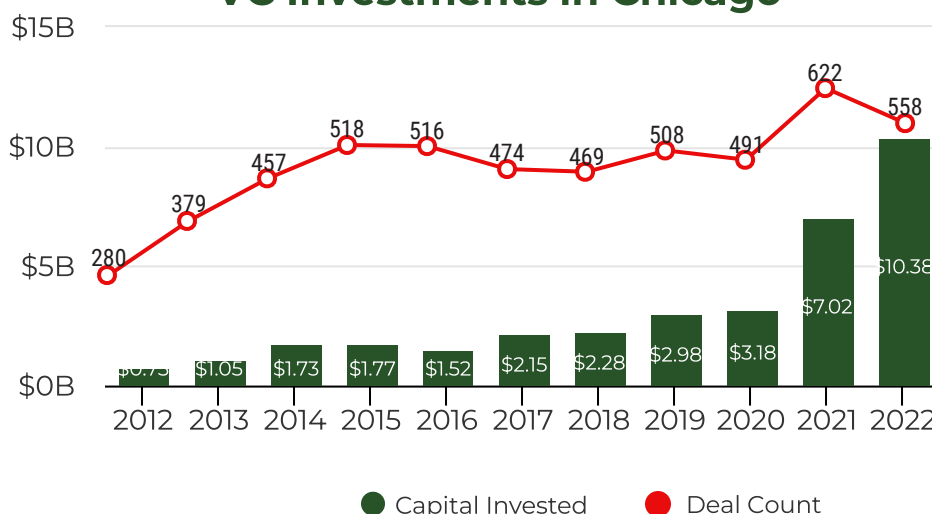
\$29 million

Median post-deal valuation

2022 Investments - \$B

	Venture Capital	Private Equity
SF Bay	\$75.82	\$4.45
NYC	\$33.64	\$9.30
Los Angeles	\$21.87	\$8.22
Boston	\$21.49	\$1.45
Chicago	\$10.36	\$8.02
Seattle	\$7.23	\$0.89


VC Investments in Chicago



Chicago isn't Silicon Valley, and that's a good thing. Chicago's innovation ecosystem has seen consistent upward momentum over the years. SF Bay Area experienced a drop in venture investment from 2021 to 2022 - that didn't happen in Chicago.

Sources: Pitchbook Data, LLC

Chicago's Vertical Venture Momentum



Chicago experienced not just record aggregate investment totals, but the largest venture deal in the US.

2022 saw only a small number of deals over \$1B, and those deals were landed in only 4 cities in the US.

Chicago is not only among those 4, but **stands out with the largest venture capital deal in the US in 2022.**

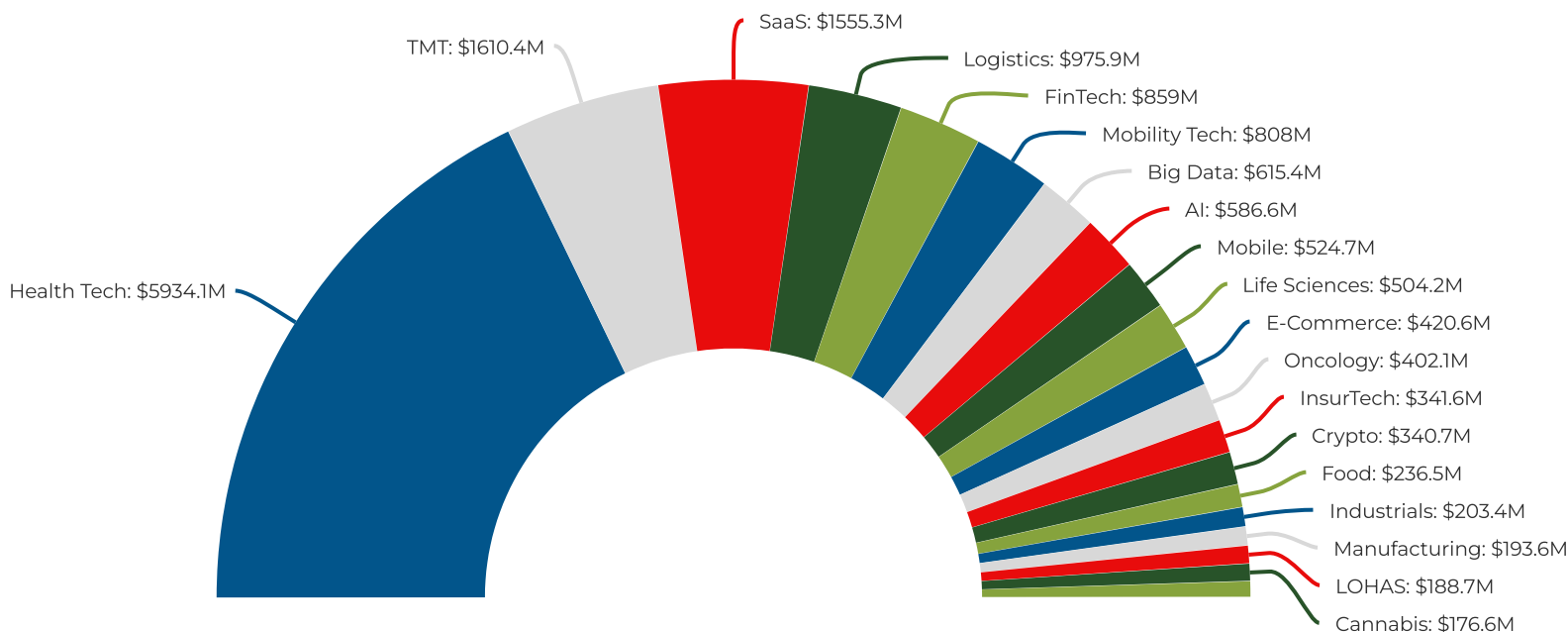
Chicago's record breaking year was driven by investments in the **health tech** vertical, but other verticals that represent Chicago's largest, most storied industries had strong performances as well. Outside of TMT and SaaS **Logistics, Fintech, Big Data, AI, and Life Sciences** experienced strong interest.

Largest VC Deals in 2022



The chart below reflects **Chicago's top 20 verticals**, ranked by aggregate investment amounts for 2022. The **variation among verticals reflects the diversity of Chicago's broader economy.**

Chicago's Top 20 Verticals for 2022



Sources: Pitchbook Data, LLC

Chicago's International Reach



Chicago's O'Hare airport remains the nation's top port by value.

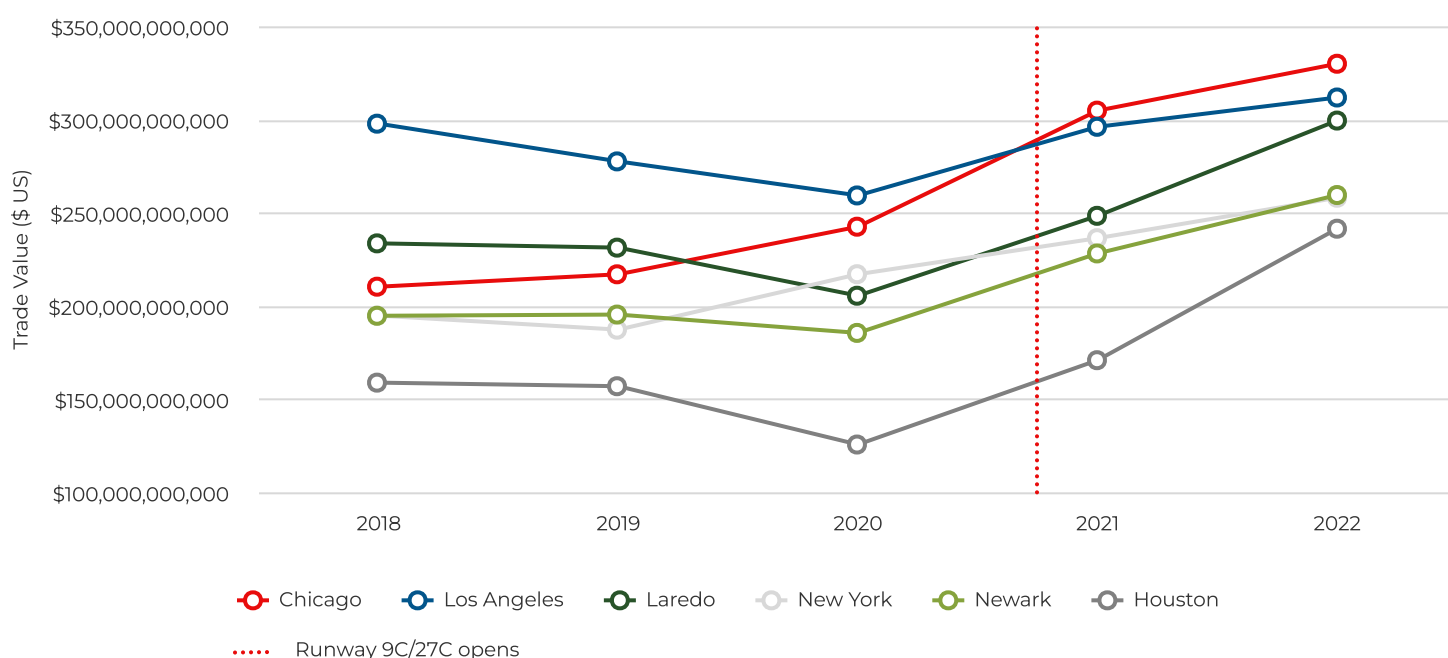
Chicago's O'Hare airport handled \$330 billion in trade throughout 2022, an increase of \$25 billion compared to 2021. This **growth outpaced other ports and puts Chicago as the country's top port by value for the second year in a row.**

Chicago's rise to the top port over the past two years may be attributed, in part, to improvements from the O'Hare Modernization Program. The new runway that opened in 2020, 9C/27C, allows for quadruple simultaneous arrivals, and the new cargo campus opened in 2018 has increased cargo intake capacity by 50%.

Chicago's Top Imports	2022 Import Value
Phone Sets	\$47,503,659,264
Medicine	\$31,825,482,195
Data Processing Machines	\$30,235,814,839
Vaccines	\$29,792,759,964
Oil	\$24,808,796,266


Chicago's Top Exports	2022 Export Value
Vaccines	\$10,969,527,986
Medicine	\$9,871,115,764
Medical Equipment	\$4,460,453,436
Aircraft Engines and Parts	\$4,321,942,192
Diagnostic Materials	\$2,576,578,285

Total Trade Value through Top Ports



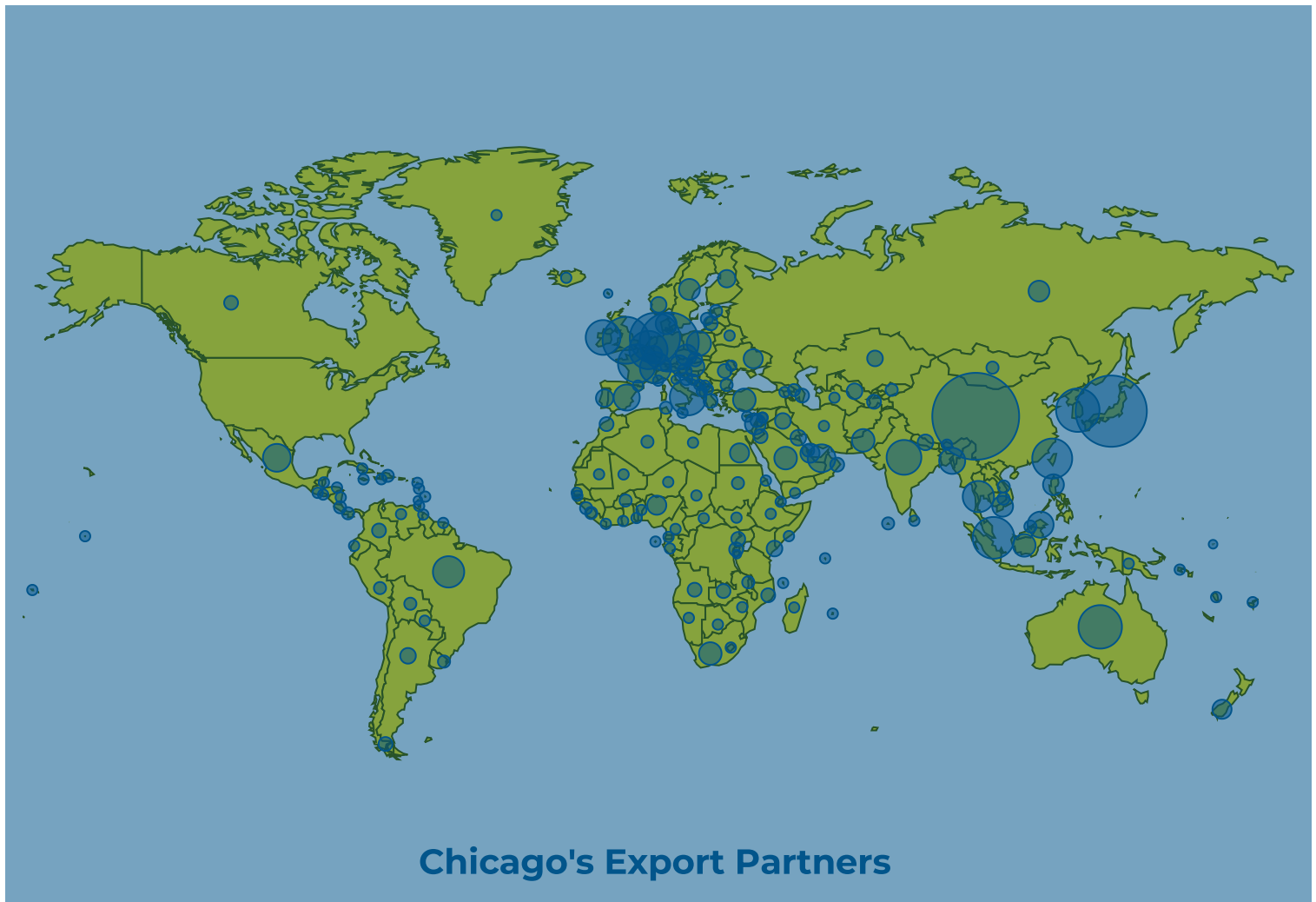
Sources: U.C. Census Bureau, City of Chicago Department of Aviation

Chicago's International Reach



Chicago businesses export a wide range of products across the globe.

Top 5 Export Partners	2022 Export Value	Top Products by Value
China	\$14,024,631,013	Vaccines, Medicine, Medical Equipment, and Engine Parts
Japan	\$8,657,671,255	Vaccines, Medicine, Medical Equipment, and Engine Parts
Germany	\$5,810,428,451	Vaccines, Medicine, Medical Equipment, and Engine Parts
Netherlands	\$3,739,366,351	Vaccines, Medical Equipment, Phone Sets, and Medical Devices
United Kingdom	\$3,157,930,095	Medicine, Phone Sets, Engine Parts, and Jewelry



Sources: U.S. Census Bureau

Chicago's International Reach



Chicago is a hub for imports from around the world.

Top 5 Export Partners	2022 Import Value	Top Products by Value
China	\$86,644,026,165	Phone Sets, Data Processing Machines, Medicine, and Video Game Consoles
Ireland	\$26,548,715,641	Vaccines, Medicine, Organic Compounds, and Other Pharma Products
Canada	\$25,615,025,904	Oil, Optical Instruments, Steel, and Chemicals
Germany	\$16,093,704,392	Vaccines, Medicine, Turbine Parts, and Medical Equipment
Japan	\$13,175,129,354	Vaccines, Medicine, Turbine Parts, and Cameras



Sources: U.S. Census Bureau

Chicago's Accolades



Chicago is ranked #1 for corporate expansion for 10th consecutive year.

Site Selection's Top Metros rankings are based on major capital investments within a metropolitan statistical area with a population of 1 million or more. Investments must meet one of three criteria: a minimum \$1 million capital expenditure; 20 or more jobs created; or 20,000 sq. ft. or more of new space.

In 2022, capital investments in Chicago were led by Google's acquisition of the Thompson Center. Notably, **manufacturers also expanded by nearly 5.5 million square feet** and BMO Harris celebrated the grand opening of their new tower in June.

#1
Corporate Relocations and Expansions

O'Hare airport is the most connected airport in the world.

OAG issued their 'Megahubs 2022' report and listed Chicago's O'Hare airport as the most internationally connected airport in the world. At the time of the report, **O'Hare served 66 international destinations**. As of November 2022, O'Hare's passenger volume reached 63 million (domestic and international combined).

#1
Global Megahub

Chicago is the best big city in the US for 6th year in a row.

Over 240,000 people voted Chicago as the nation's best big city in 2022, cementing its place as where people from all walks of life come for the iconic architecture, thriving neighborhoods, brilliant lakefront, and award-winning restaurants. Most importantly, Chicago is unabashedly a welcoming city. We have not only codified this in our ordinances, we believe the values of the city where people live, work, and play matter more now than ever.

#1
Best Big City

Sources: Site Selection Magazine, OAG Megahubs 2022, Condé Nast Traveler Readers' Choice Awards 2022

This image shows a full page of blank, lined paper. It features approximately 20 evenly spaced horizontal blue lines across its entire width. The lines are thin and consistent in color, set against a plain white background. There are no margins, text, or other markings present on the page.

This image shows a single sheet of white paper with horizontal blue ruling lines. The lines are evenly spaced and run across the width of the page. There are no margins, text, or other markings on the paper.

About

World Business Chicago is Chicago's public-private economic development agency. Our mission is to drive inclusive economic growth and job creation, support businesses, and promote Chicago as a leading global city. Our vision is to ensure that all Chicagoans prosper.

The Research Center



Robin Ficke

Vice President, Research



Hannah Loftus

Research Director



Himashi Jayasundera

Research Analyst



Justine Ingram

Research Coordinator

Contact Us

research@worldbusinesschicago.com.

Follow Us

